

To Kill a Mockingbird
Character Analysis
Assignment Information

Name _____

Date _____ Block _____

What is a Character Analysis Essay?

A character analysis essay thoroughly and accurately describes a character's personality traits shown in a piece of literature. In your essay, you will explore and analyze a character's actions and how these actions show important traits of your chosen character. You will use quotes from the novel to support your points. For this assignment, the character analysis essay will be five paragraphs in length, using a minimum of **8** sentences per paragraph.

Content: Pre-Writing

- Choose one character from the novel To Kill a Mockingbird. Enter the character's full name on the pre-writing sheet.
- Next, decide what you feel are that character's three most dominant personality traits. Enter each of those traits on the pre-writing sheet.
- Next, find two quotes from the text to support/prove **each** of those traits. The quotes chosen should show the character demonstrating that trait through action or dialogue. The quotes might also be something another character says about your subject that shows the subject's trait. **Be sure to include page number(s)** as you will need them later.
- Then, for each trait, explain why these quotes support the trait. For example, if you choose Scout, you might discuss the personality traits of aggression, stubbornness and courage. You will find two quotes for each trait that prove why she is, or show her being aggressive, stubborn and courageous. Each of these traits will have two accompanying quotes and sentences of explanation/support.

Note: A quote does not have to be **dialogue**--anything taken word for word from the text is a "quote." You will be given a handout and instruction showing how to include quotes and their correct citations when we begin the rough draft process. This format is called *parenthetical references*.

Format and Style

- ◆ Word-processed (Times New Roman or Arial, 12 point only)
- ◆ Double line-spacing
- ◆ One-inch margins all around
- ◆ Content should be in present tense (happening **now**). Ex. Scout **is** aggressive.
- ◆ Error free (Spelling, grammar, punctuation, capitalization, etc.)

Organization

Paragraph 1: Introduction Paragraph

- ◆ 8-10 sentences in length
- ◆ includes author and title
- ◆ ends with a thesis sentence that introduces all three traits to be presented
- ◆ Introduction paragraphs usually move from general information to more specific information.

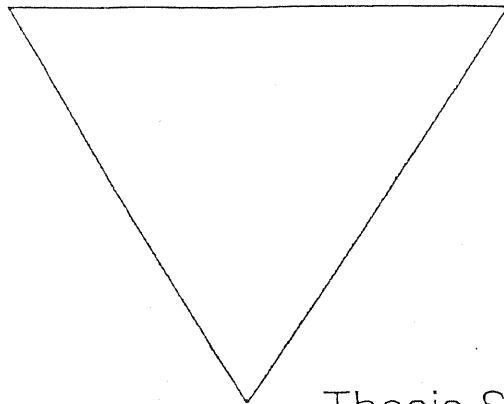
Paragraphs 2, 3, 4: Body paragraphs #1-#3

- ◆ Start each body paragraph with a topic sentence. A topic sentence tells the main idea of the paragraph.
- ◆ Use at least two quotes from the story in each body paragraph. Page number(s) will be included in the form of parenthetical references, which you will be taught how to do.
- ◆ Use the quotes to **show** each of the three important personality traits of one character
- ◆ Remember to use *at least* one elaboration sentence after the quotes to explain/support *how* the personality trait is shown by each quote.

Paragraph 5: Conclusion Paragraph

- ◆ The conclusion paragraph sums up (restates the idea of) your paper.
- ◆ Make sure to once again mention the author and title of the novel.
- ◆ Make sure each of the traits is mentioned in your conclusion.
- ◆ Use a conclusion sentence to finish your ideas
- ◆ Conclusion paragraphs usually work from specific ideas to general ideas.

Introductory Paragraph




Introductory Paragraph supplies background information about your subject. It begins with general information and narrows specifically to the thesis statement.

Thesis Statement is the last sentence in introductory paragraph, stating purpose of essay.

Body #1

provides support, examples, and ideas to support topic sentence




Topic Sentence #1

states the first idea presented in thesis; more specific than thesis.

Body #2

provides support, examples, and ideas to support topic sentence




Topic Sentence #2

states second idea presented in thesis; more specific than thesis

Body #3

provides support, examples, and ideas to support topic sentence

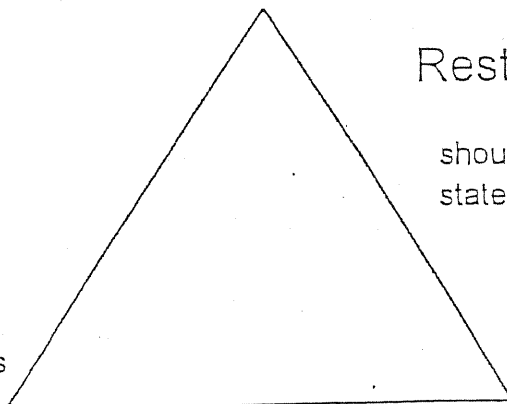


Topic Sentence #3

states third idea presented in thesis; more specific than thesis

Conclusion

Restates thesis first, then summarizes main ideas discussed in body paragraphs



Restate Thesis

should state the same idea in thesis statement but different than thesis.

**To Kill a Mockingbird Character Analysis Essay
Pre-Writing Sheet**

Character: _____

Introduction

Attention grabber: _____

Briefly describe character: _____

Introduce topic 1: _____

Briefly explain topic 1: _____

Introduce topic 2: _____

Briefly explain topic 2: _____

Introduce topic 3: _____

Briefly explain topic 3: _____

THESIS: _____

Body Paragraphs

Topic/transition sentence: _____

Introduce first example: _____

Quote or paraphrase (citation): _____

_____ (Lee).

Explain q/p: _____

Introduce second example: _____

Quote or paraphrase (citation) _____

_____ (Lee).

Explain q/p: _____

Conclude paragraph: _____

Body Paragraphs

Topic/transition sentence: _____

Introduce first example: _____

Quote or paraphrase (citation): _____
_____ (Lee).

Explain q/p: _____

Introduce second example: _____

Quote or paraphrase (citation) _____
_____ (Lee).

Explain q/p: _____

Conclude paragraph: _____

Body Paragraphs

Topic/transition sentence: _____

Introduce first example: _____

Quote or paraphrase (citation): _____
_____ (Lee).

Explain q/p: _____

Introduce second example: _____

Quote or paraphrase (citation) _____
_____ (Lee).

Explain q/p: _____

Conclude paragraph: _____

Conclusion

RESTATE thesis: _____

Briefly recap character : _____

Review topic 1: _____

Briefly sum up topic 1: _____

Review topic 2: _____

Briefly sum up topic 2: _____

Review topic 3: _____

Briefly sum up topic 3: _____

Strong ending: _____
